

## Key Apps for Teaching and Learning

Below are some recommended free apps to support teaching and learning. Choose those that support your practice. If needed, register for free accounts using your college email, and a secure and unique password. All of the below can also be used by students to support, demonstrate and share their learning.

### Finding Videos



#### [Conestoga's Library](#)

A variety of sources covering case studies, software tutorials, documentaries, and workplace safety training.



#### [Khan Academy](#)

Science, technology, engineering, and math tutorial videos and courses with sample problems and solutions.



#### [LinkedIn Learning](#)

Tutorials and courses on business, creative design, or IT topics. Covers SketchUp, Blender, Adobe and Microsoft software products. Sign in with your college email and password.



#### [TED Talks](#)

Inspiring and openly licensed talks on varied topics from industry experts, scientists, public figures, educators and more.

### Creating Videos




#### [PowerPoint](#)

Create an animated video with timings, or use the Insert tab to take screen recordings.



#### [iMovie](#)

On a Mac, use **Command+Shift+5** to record the screen. Then, use this full feature video editor to edit, trim, or add text or narration.



#### [Windows Photo Editor](#)

Use the Video Projects option in this straightforward photo and video editor to add text, narration or edits to videos.



#### [Adobe Spark](#)

Easy to use and free video editing, graphic design and web page building app. Works on any device.

### Captioning and Sharing Videos



#### [Microsoft Stream](#)


Use Stream to auto-caption and share uploaded videos. Use Stream particularly to keep a video internal to the college or add O365 Forms interactions. Sign in with your college email and password.



#### [YouTube](#)

Create a private account to auto-caption and share uploaded videos. Use YouTube particularly to be able to use other interactive apps with it, for example when using eConestoga Instructor Tools or H5P Interactive Videos.

### Reading Online



**hypothes.is**

#### [Hypothes.is](#)

Highlight, annotate and discuss digital readings. Works with .pdfs, digital journals, articles, websites or Open Education Resources.

Hypothes.is is a free and open source app, designed to turn the web into a space of learning and discussion.

### Collaborating



#### [D2L Brightspace Pulse](#)

Improve access to and engagement with course materials, calendar items, and announcements by encouraging learners to use the LMS mobile app.



#### [O365 OneDrive](#)

Live collaborative work on folders, documents, slides and notebooks. Tracks all changes and versions, showing who made which edits, and when.



#### [OneNote Notebooks](#)

Live digital whiteboard or collaborative working space, all saved in a digital binder. Store in the OneDrive to support sharing or collaborative tasks.



#### [Microsoft Teams](#)

A collaboration and chat space, like Slack or Discord. Use chat, channels, and app integrations to create a collaborative, project-based or capstone work space.



@TLConestoga











teachingandlearning@conestogac.on.ca

"Key Apps for Teaching and Learning" by Teaching and Learning Conestoga is shared under a CC BY SA 4.0 International License



## Key Apps for Teaching and Learning

Below are some recommended free apps to support remote teaching and learning. Choose those that support your practice. If needed, register for free accounts using your college email, and a secure and unique password. All of the below can also be used by students to support, demonstrate and share their learning.

Concept Mapping	Formative Assessment
 <p><a href="#">Padlet</a> Virtual sticky notes and idea boards to brainstorm and plan.</p>	 <p><a href="#">Mentimeter</a> Live or asynchronous open ended or quiz questions, including word clouds, Likert scales, and Q&amp;A sessions.</p>
 <p><a href="#">MindMup</a> Simple mind and concept mapping app. Save as text files to prompt more formal writing.</p>	 <p><a href="#">O365 Forms</a> Build surveys, peer feedback forms, and self-grading quizzes. Sign in with your college email and password.</p>
 <p><a href="#">MindMeister</a> Concept mapping app with graphics and tracked collaboration.</p>	 <p><a href="#">Quizizz</a> Encourage learners to build quizzes, flashcards, fill-in-the-blanks, polls and open-ended questions for each other to use for review.</p>
 <p><a href="#">LucidChart</a> Closer to Visio in features, build diagrams, flowcharts and process maps.</p>	 <p><a href="#">Kahoot!</a> Improve the motivation to study by gamifying review sessions with a live quiz, or let learners review asynchronously in a challenge.</p>

## Interactive Content



### [H5P Studio](#)

Find numerous options to build interactive video or course content. Build:

- interactive videos,
- true/false, multiple choice or fill-in-the-blank knowledge checks,
- self-grading short essay questions and self-reflection tasks;
- image hotspots and slider comparisons,
- drag and drop activities,
- and more!

Link or embed these in your course. H5P Studio is currently a free service supported by [eCampus Ontario](#) for Ontario colleges and universities.



### [PheT Simulators](#)

Free interactive simulators for science, technology, trades, engineering and math concepts. No need to build, just link directly in your course.



### [eConestoga Instructor Tools](#)

Build timelines, pie charts, accordions or videos with embedded text to add visual appeal to a course. Distribute easily across various sections of your courses.



### [FlipGrid](#)

Use video discussion threads to liven up discussion posts, support language learners and encourage peer-to-peer feedback.